

PAR 38 TWIN SENSOR FLOODLIGHT - WEATHERPROOF



- Detection coverage is 180°.
- Adjustable Lux daylight to dark.
- 2 x 150W Par 38 Tungsten Halogen.
- Manual over-ride.



150W Par 38 Lamp

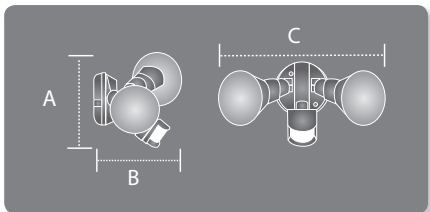
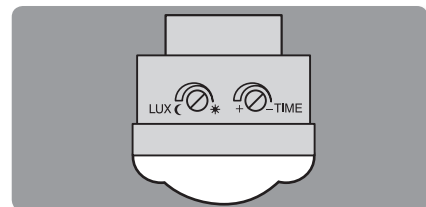
MATERIALS/FINISH

Housing Polycarbonate / ABS blend.
P.I.R Sensor Polycarbonate / ABS blend.

INSTALLATION/MOUNTING

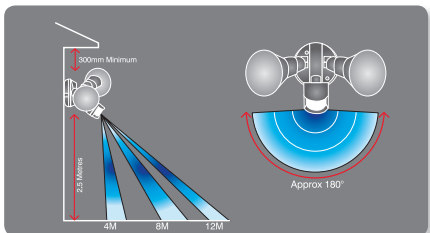
Installation Ceiling / Wall Mounting.

TECHNICAL	
Designed to comply with	AS/NZS 60598
Class rating	Ⓜ Class 2 Double Insulated
IP Rating - Sensor Head	65
IP Rating - Lamp Holder	43
Angle	180°
Voltage	230-240Vac~50Hz
Max. Wattage	2 x150W
Body Colour	Black or White
Operating Temp.	-10°C to 50°C
Detection Range	12m
Time	10sec - 4min



A = HEIGHT, B = OVERALL DEPTH, C= WIDTH

DIMENSIONS		
A	B	C
175	160	255



NOTE: All specifications correct at time of printing.
Specifications are subject to change without notice.

SPECIFICATION GUIDE		
Product	Product Description	Lamp Wattage
MPES69BWP	*Twin "Black" PAR 38 Sensor (Sensor Head IP65, L-Holder IP44).	2 x150W
MPES69WWP	*Twin "White" PAR 38 Sensor (Sensor Head IP65, L-Holder IP44).	2 x150W

*150W Par 38 lamps are not supplied.